

CAPRICORN-B2 Series

Product Description:

The design of the CAPRICORN-B2 Series expands upon the CAPRICORN-B series by offering an adjustable Wattage and CCT range. The CAPRICORN-B2 also has more accessories and mounting options making it a versatile option for your lighting needs. This luminaire is ideal for parking lots, street lighting, storage lighting, and walkway lighting.


Features:

- **Application:** Parking lot, car lot, area and storage lighting, street lighting, walkway lighting
- **Warranty:** 5 Years
- **Power Factor:** > 0.95
- **LED Source:** Philips 3030
- **Operating Temperature:** -40°F ~ 122°F
- **Pole Connector (I.D.) :** 2.44 inches / 3.07 inches
- **Housing Material:** Die cast aluminum with excellent thermal control



Technical Data:

Certifications	ETL
CRI	80
IP Rating	IP67
CCT	adjustable
Input Voltage	100-277VAC / 50-60HZ

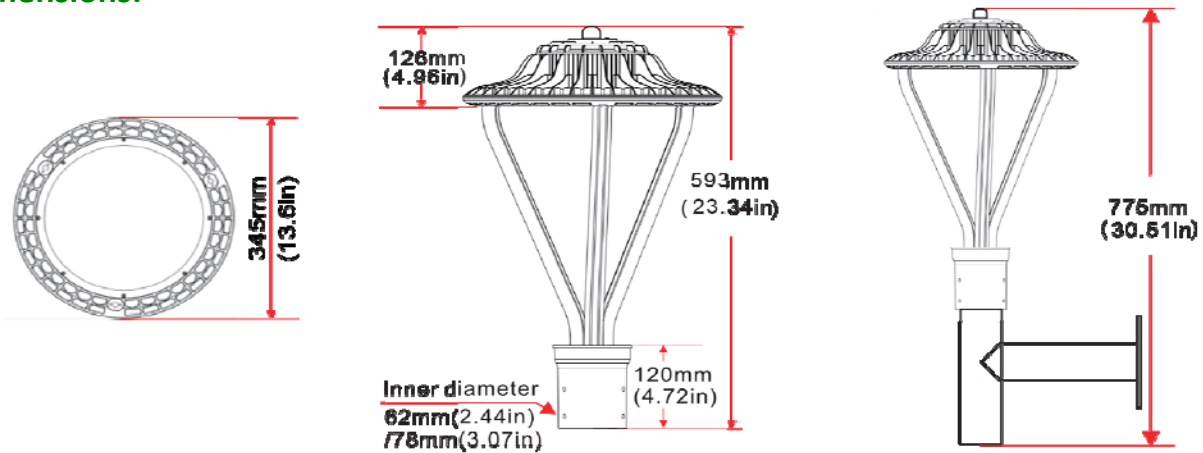


A - adjusts wattage
B - adjusts CCT

Specifications:

Fixture Model	Total Lumens	Efficacy (lm/w)	HPS Replacement	Dimensions (inches)	Weight (lbs)	Beam Angle
CAPRICORN-B2-30W/50W/75W	3,900 lm - 9,750 lm	130 lm/W	100W~200W	(see chart below)	13.2	Type-V (120°)
CAPRICORN-B2-75W/100W/150W	9,750 lm - 19,500 lm	130 lm/W	200W~300W			


Dimensions:



Accessories:



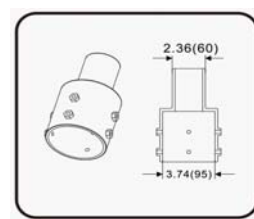
Motion Sensor



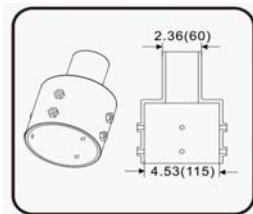
Wall Mounting Bracket



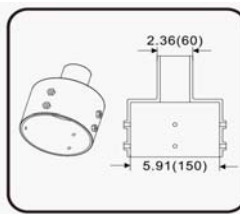
House Side Shield



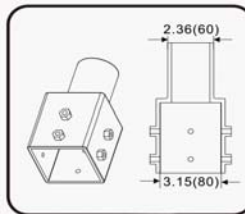
03 Round Pole Adapter (2.4" to 3.5" Round)



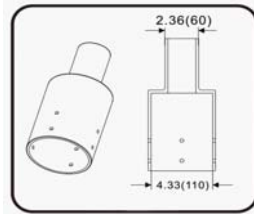
04 Round Pole Adapter (2.4" to 3" Square or 4" Round)



08 Round Pole Adapter (2.4" to 4" Square or 5.5" Round)



10 Square Pole Adapter (2.4" to 3" Square)



11 Round Pole Adapter (2.4" to 3" Square or 4" Round)

Ordering Guide:

CAPRICORN-B2-WR1	100-277V	BL	CR1	T5	2.44IN	
-------------------------	-----------------	-----------	------------	-----------	---------------	--

Wattage Range:

WR1:
30W -50W-75W

WR2:
75W-100W-150W

Voltage:

100-277V
200-480V

Color:

BL: Black (Default)
RAL: 9011
WH: White
RAL: 9010
BR: Bronze
RAL: 6006

CCT Range:

CR1:
3K-4K-5K
CR2:
4K-5K-57K

Beam Angle:

T5: Type 5

Pole Connector Inside Diameter:

2.44IN:
2.44"-3.07" (Default)
03: 03RPA*
04: 04RPA*
08: 08RPA*
10: 10SPA*
11: 11RPA*

Optional Accessories:

PC: Photocell
MS: Motion Sensor
WM: Wall Mount Bracket
HSS: House Side Shield
HLPW: High Lumens (150 lm/W)

* see above accessories section